




Summer Holiday

Museum From Home Activities
Week 1

The Great Western Railway is best known for locomotives, but the company was also involved in bus, air and sea travel.



This week's challenge is for you to make your own moving **Cotton Reel Tank**.




Cotton Reel Clash


You will need:

A cotton reel 

A small coloured stick 

A larger stick 

An elastic Band 

A rubber washer 

Instructions

1. Thread the elastic band through the cotton reel.
2. Put a small stick through the band at one end.
3. Thread the band through a rubber washer at the other end and then hook the stick through.
4. Wind the big stick round and round. Put your tank down and let it go!



How does it work?

When you wind up the elastic band it begins to store energy.

When you let go, it starts to untwist, but because of the length of the stick it can't untwist fully.

This makes the other end of the elastic band start to untwist, and the reel turns with the elastic band!

Cotton Reel Clash



Perhaps you can measure how far your cotton reel machine travelled or how long it kept moving for?



Are there any improvements you can make?

Can you find other things at home that you can use to make a moving machine?

Share your creations with us on Facebook or Twitter.

